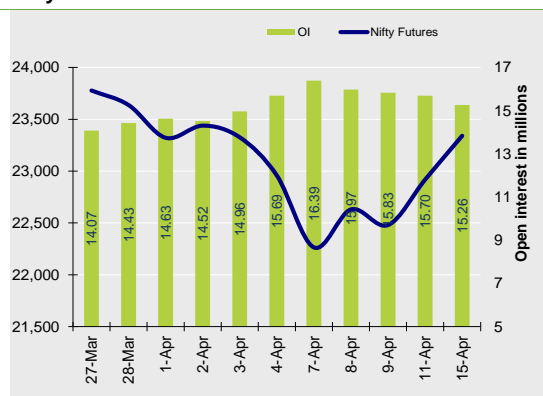


Nifty Snapshot

	Close	Prv Cl.	Ab chg	% chg
Spot	23,328.55	22,828.55	500.00	2.19
Futures	23,340.90	22,917.65	423.25	1.85
OI(ml shr)	15.26	15.70	-0.43	-2.75
Vol (lots)	104189	136442	-32253	-23.64
COC	12.35	89.10	-76.75	-86.1
PCR-OI	0.93	0.96	-0.02	-2.5

Nifty Futures Price v/s OI



Institutional Activity in previous trading session

(in Rs cr.)	Buy	Sell	Net
Index Futures	5792.44	3495.59	2296.85
Index Options	945494.45	1033135.15	-87640.70
Stock Futures	27267.54	22609.99	4657.55
Stock Options	66297.72	72661.06	-6363.34
FII Cash	25,103.46	19,037.68	6,065.78
DII Cash	11,259.51	13,211.11	-1,951.60

Net FII Activity (in Rs cr.)

Date	Idx Fut	Stk Fut	Idx Opt	Cash
15-Apr	2296.9	4657.6	-87640.7	6066
11-Apr	2418.2	5110.7	33645.0	-2519
9-Apr	-1148.9	-1012.2	-91654.9	-4358
8-Apr	-331.2	-367.2	66127.6	-4994
7-Apr	-3334.9	1860.9	14633.2	-9040
4-Apr	-2276.2	-3763.8	31103.0	-3484

Technical Pivot (Intraday):

	S2	S1	PIVOT	R1	R2
NIFTY	23185	23260	23330	23410	23480
BANKNIFTY	51555	51970	52215	52630	52875

(Price is in Rs; OI is in million units; Price chg and OI chg are in percentage) **NB RESEARCH**

Fresh Longs seen in:

Scrip	Price	Price chg	OI	OI Chg
IREDA	159.1	4.6	57.8	19.0
HINDZINC	435.4	5.5	3.4	15.7
CHOLAFIN	1540.4	5.2	12.9	10.3

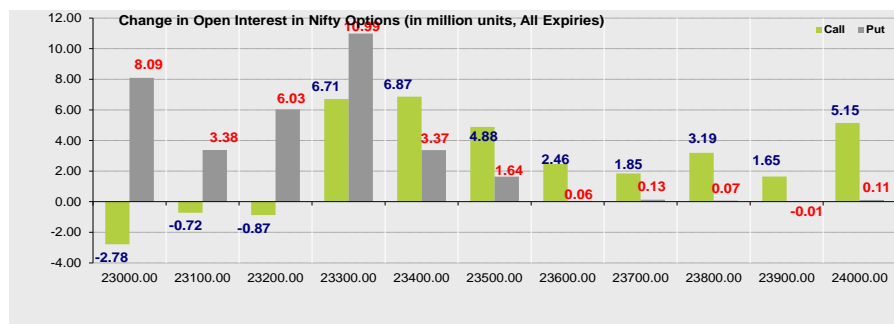
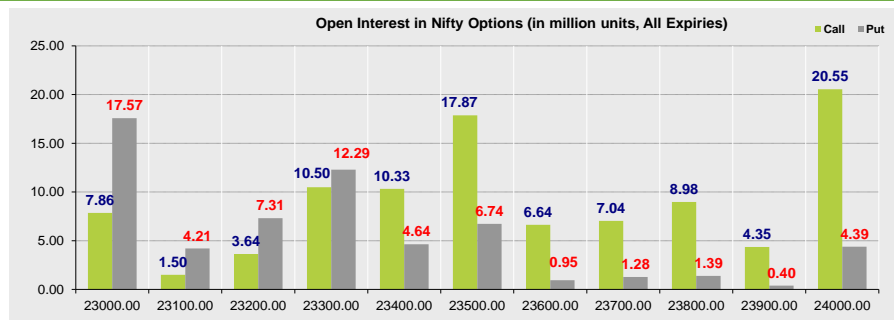
Short Covering seen in:

Scrip	Price	Price chg	OI	OI Chg
MARICO	712.1	0.2	19.4	-6.8
NIFTYNXT50	63390.0	2.9	0.0	-4.9
PAYTM	842.6	0.2	17.0	-4.6

Summary

- Indian markets closed on positive note where buying was mainly seen in Realty, Automobile, Pharmaceutical Sectors. Nifty Apr Futures closed at 23340.90 (Up 423.25 points) at a premium of 12.35 pts to spot.
- FII's were net buyers in Cash to the tune of 6065.78 Cr and were net buyers in index futures to the tune of 2296.85 Cr.
- India VIX decreased by 19.80% to close at 16.13 touching an intraday high of 20.11.

Open Interest in Nifty Options:



- The above second chart shows previous trading day's change in Nifty options where Addition in OI were seen in 23500, 23400, 23300 strike Calls and at 23000, 23100, 23200 23300 strike Puts indicating market is likely to remain range bound in the near term.
- Highest OI build-up is seen at 24000 strike Calls and 23000 strike Puts, to the tune of 20.55mn and 17.57mn respectively.

Outlook on Nifty:

Index is likely to open on a negative note today and is likely to remain range bound during the day.

NIFTY50 Options OI (CE OI = Resistance) (PE OI = Support)

Symbol	Highest CE OI	Highest PE OI	CMP
ADANIENT	2600	2600	2418
ADANIPTS	1200	1200	1211
APOLLOHOSP	6700	6700	6903
ASIANPAINT	2400	2300	2411
AXISBANK	1100	1100	1113
BAJAJ-AUTO	8500	8000	7998
BAJFINANCE	9000	8500	9142
BAJAJFINSV	2000	1800	1971
BEL	300	280	294
BHARTIARTL	1800	1700	1799
CIPLA	1500	1300	1483
COALINDIA	410	450	396
DRREDDY	1200	1000	1146
EICHERMOT	5500	5000	5538
ETERNAL	230	200	221
GRASIM	2700	2500	2719
HCLTECH	1600	1200	1426
HDFCBANK	1840	1800	1864
HDFCLIFE	700	700	705
HEROMOTOCO	4000	3600	3807
HINDALCO	700	600	618
HINDUNILVR	2300	2300	2361
ICICIBANK	1350	1300	1351
ITC	420	410	421
INDUSINDBK	750	500	736

NIFTY50 Options OI (CE OI = Resistance) (PE OI = Support)

Symbol	Highest CE OI	Highest PE OI	CMP
INFY	1600	1480	1427
JSWSTEEL	1100	900	1010
JIOFIN	250	230	239
KOTAKBANK	2200	2100	2122
LT	3500	3500	3257
M&M	2700	2500	2647
MARUTI	12000	11000	11819
NTPC	360	350	363
NESTLEIND	2400	2300	2366
ONGC	260	230	233
POWERGRID	310	290	305
RELIANCE	1300	1200	1240
SBILIFE	1600	1500	1563
SHRIRAMFIN	700	600	674
SBIN	800	800	765
SUNPHARMA	1800	1600	1705
TCS	3500	3200	3258
TATACONSUM	1100	1050	1103
TATAMOTORS	700	600	623
TATASTEEL	160	130	137
TECHM	1500	1200	1302
TITAN	3400	3000	3272
TRENT	5000	4700	4889
ULTRACEMCO	12500	11000	11715
WIPRO	270	240	243

OI against MWPL				
Symbol	MWPL	Open Interest	Limit for next day	% OI
MANAPPURAM	109606743	113931000	Ban	104%
HINDCOPPER	65482129	63910050	Ban	98%
NATIONALUM	178967755	162843750	Ban	91%
IREDA	134388235	117328200	10340623	87%
BSOFT	32732991	27013000	Ban	83%
AARTIIND	41800237	32315000	7395225	77%
CDSL	35530000	27431250	6322250	77%
SAIL	289139949	222544000	52138951	77%
GRANULES	29658038	22230000	5945136	75%
CHAMBLFERT	31728204	23161000	6980793	73%
ANGELONE	11629844	8216200	2832151	71%
NMDC	689383367	486513000	168401198	71%
RBLBANK	121553638	85437500	30038456	70%
COFORGE	13371877	9281625	3421658	69%
INDUSINDBK	120801433	83736500	31024861	69%
IDEA	8405889130	5791040000	2194554673	69%
LTF	168347815	115860292	44070132	69%
BANDHANBNK	193371093	132370000	51332538	68%
CANBK	672420574	444696750	194102795	66%
PNB	687763516	447928000	205447340	65%
TATAELXSI	6986884	4477500	2160039	64%
IGL	154000160	97528750	48771402	63%
BSE	21145594	13124500	6963814	62%
IDFCFIRSTB	1384634147	858330000	457072439	62%
VOLTAS	46126252	28364700	15455239	61%
MUTHOOTFIN	21400003	12698950	7631052	59%
LICHSGFIN	60244101	35213000	22018895	58%
ABCAPITAL	162341346	93897900	60326378	58%
BANKBARODA	372635498	215022600	138981123	58%
ABFRL	121576670	69914000	45583836	58%
MGL	13335005	7406400	5261854	56%
BHEL	256482590	140358750	103299710	55%
TITAGARH	16037381	8754375	6481136	55%

[illegible]

Derivative Recommendations:

Stock Name	Call (Buy/Sell)	Entry price	Targets	Stop Loss	Duration	Status
KALYANJIL 520CE	Buy	18.5	32	9	1-2 Days	Open
NIFTY 23300 PE	Buy	90	170	50	1-2 Days	Open

FROM THE EQUITY DERIVATIVE DESK:

NIRAV HARISH CHHEDA
AVP - DERIVATIVES AND TECHNICAL RESEARCH
E-Mail: nirav.chheda@nirmalbang.com
Tel no: 6273-8199/8000

AMIT BHUPTANI
SNR.DERIVATIVES AND TECHNICAL RESEARCH ANALYST
E-Mail: amit.bhuptani@nirmalbang.com
Tel no: 6273-8242/8000

DISCLOSURES

Research Reports that are published by Nirmal Bang Securities Private Limited (hereinafter referred to as "NBSPL") are for private circulation only. NBSPL is a registered Research Analyst under SEBI (Research Analyst) Regulations, 2014 having Registration no. INH000001766. NBSPL is also a registered Stock Broker with National Stock Exchange of India Limited, BSE Limited, Metropolitan Stock Exchange of India Limited, Multi Commodity Exchange of India Limited, National Commodity and Derivative Exchange Limited and Indian Commodity Exchange Limited in cash and Equity and Commodities derivatives segments.

NBSPL has other business divisions with independent research teams separated by Chinese walls, and therefore may, at times, have different or contrary views on stocks and markets.

NBSPL or its associates have not been debarred / suspended by SEBI or any other regulatory authority for accessing / dealing in securities Market. NBSPL, its associates or analyst or his relatives do not hold any financial interest (Except Investment) in the subject company. NBSPL or its associates or Analyst do not have any conflict or material conflict of interest at the time of publication of the research report with the subject company. NBSPL or its associates or Analyst or his relatives may or may not hold beneficial ownership of 1% or more in the subject company at the end of the month immediately preceding the date of publication of this research report.

NBSPL or its associates / analyst has not received any compensation / managed or co-managed public offering of securities of the company covered by Analyst during the past twelve months. NBSPL or its associates have not received any compensation or other benefits from the company covered by Analyst or third party in connection with the research report. Analyst has not served as an officer, director or employee of Subject Company. NBSPL / analyst has not been engaged in market making activity of the subject company.

Analyst Certification: The research analysts and authors of these reports, hereby certify that the views expressed in this research report accurately reflects my/our personal views about the subject securities, issuers, products, sectors or industries. It is also certified that no part of the compensation of the analyst(s) was, is, or will be directly or indirectly related to the inclusion of specific recommendations or views in this research. The analyst(s) principally responsible for the preparation of this research report and has taken reasonable care to achieve and maintain independence and objectivity in making any recommendations.

DISCLAIMER

This report is for the personal information of the authorized recipient and does not construe to be any investment, legal or taxation advice to you. NBSPL is not soliciting any action based upon it. Nothing in this research shall be construed as a solicitation to buy or sell any security or product, or to engage in or refrain from engaging in any such transaction. In preparing this research, we did not take into account the investment objectives, financial situation and particular needs of the reader.

This research has been prepared for the general use of the clients of NBSPL and must not be copied, either in whole or in part, or distributed or redistributed to any other person in any form. If you are not the intended recipient you must not use or disclose the information in this research in any way. Though disseminated to all the customers simultaneously, not all customers may receive this report at the same time. NBSPL will not treat recipients as customers by virtue of their receiving this report. This report is not directed or intended for distribution to or use by any person or entity resident in a state, country or any jurisdiction, where such distribution, publication, availability or use would be contrary to law, regulation or which would subject NBSPL & its group companies to registration or licensing requirements within such jurisdictions.

The report is based on the information obtained from sources believed to be reliable, but we do not make any representation or warranty that it is accurate, complete or up-to-date and it should not be relied upon as such. We accept no obligation to correct or update the information or opinions in it. NBSPL or any of its affiliates or employees shall not be in any way responsible for any loss or damage that may arise to any person from any inadvertent error in the information contained in this report. NBSPL or any of its affiliates or employees do not provide, at any time, any express or implied warranty of any kind, regarding any matter pertaining to this report, including without limitation the implied warranties of merchantability, fitness for a particular purpose, and non-infringement. The recipients of this report should rely on their own investigations.

This information is subject to change without any prior notice. NBSPL reserves its absolute discretion and right to make or refrain from making modifications and alterations to this statement from time to time. Nevertheless, NBSPL is committed to providing independent and transparent recommendations to its clients, and would be happy to provide information in response to specific client queries.

Before making an investment decision on the basis of this research, the reader needs to consider, with or without the assistance of an adviser, whether the advice is appropriate in light of their particular investment needs, objectives and financial circumstances. There are risks involved in securities trading. The price of securities can and does fluctuate, and an individual security may even become valueless. International investors are reminded of the additional risks inherent in international investments, such as currency fluctuations and international stock market or economic conditions, which may adversely affect the value of the investment. Opinions expressed are subject to change without any notice. Neither the company nor the director or the employees of NBSPL accept any liability whatsoever for any direct, indirect, consequential or other loss arising from any use of this research and/or further communication in relation to this research. Here it may be noted that neither NBSPL, nor its directors, employees, agents or representatives shall be liable for any damages whether direct or indirect, incidental, special or consequential including lost revenue or lost profit that may arise from or in connection with the use of the information contained in this report.

Copyright of this document vests exclusively with NBSPL. Our reports are also available on our website www.nirmalbang.com